



Welcome to Landal Rockingham Forest.

Every care has been taken to ensure your lodge is ready for you and that you have everything you need for a relaxing stay. Your satisfaction and comfort are very important to us.

WI-FI

Username: RFP Guest

Password: RFPguest

Reception Opening times and contact number 01780 432250.

Monday 8 am – 5 pm

Tuesday 10 am - 2 pm

Wednesday 10 am - 2 pm

Thursday 10 am - 2 pm

Friday 8 am – 5 pm

Saturday - **Closed.**

Sunday - **Closed.**

Our Out of Hours Emergency Contact Number is 01780 432789.

Reception-5100, Maintenance-5020, Housekeeping-5030, Oak Lake Store-5090

The maintenance team will be onsite Monday – Sunday 8 am - 5 pm

Defibrillator Location: [///binds.attaching.hotel](http://binds.attaching.hotel)

Punch Code for Footpath Gates: C201

If you require the number for your key safe outside the lodge, please call reception during opening times or the out-of-hours number.

Check-in time is 4 pm (or contact reception for contactless check-in)

Check-out time is 10 am

Please be respectful to your neighbours at all times.

Please leave your keys at the reception desk. If you have lost your key the charge for this is £5. If you need to check out when we are closed, please leave your key in the deposit box outside reception.

Lost Property will be kept for 2 weeks and then disposed of via a local charity or recycling.

Please do not use the hot tub on the day of departure due to maintenance and water treatment required.

Remember to log out of any personal accounts you have logged into during your stay with us. We are not liable if you forget to do this.

Blue Tooth Instructions

Hold the button on the small white panel down for 4 seconds.

The blue light should start flashing.

Make sure Bluetooth is enabled on your phone, to do this, go to settings on your device, click on Bluetooth, and select the device which matches the code on the Bluetooth panel.

This should now be connected; the volume is controlled on your device.

Select your music and enjoy 😊!

Wi-Fi Calling

Due to the location of the park, the phone signal varies for each phone provider. We recommend that if you have a compatible phone, you have it enabled for Wi-Fi calling (please check with your phone provider). This can usually be done in settings under phone calls.

Lodge Telephone

Each lodge is equipped with a telephone.

To call reception please dial 5003/5001/5002 and press send.

To call housekeeping please dial 5030 and press send.

To call maintenance dial 5020 and press send

Out of hours press the out of hours on your phone and someone will assist you.

To call another lodge please dial 51 then the lodge number and press send.

The Command Post (Oak Lake Store)



Opening Hours:

Please check the TV in your lodge for up-to-date opening hours or contact them directly as the store is independently run on oaklakestore@gmail.com

Tel – 01730 777960 or from your lodge dial 5090 and press send.

Oak Lake store has been upgraded to swanky new premises within walking distance of the Lodges, and is now also an inviting Bistro, serving food & drinks. The ever-present warm welcome you have come to know, and love awaits you.

The Command Post offers an inviting atmosphere with comfortable indoor seating, tables for a catch-up and some food, or armchairs for a relax with a coffee or a glass of wine. The Bistro also has an expansive outdoor decking area to enjoy the views and weather from.

You can eat in and sample the food on offer, ranging from stone-baked pizzas to mouth-watering cakes. Alternatively, you can order food to take away and enjoy in your own Lodge.

They can also provide breakfast boxes, picnic hampers and grocery packs which are all available to pre-order.

Please send them an email at oaklakestore@gmail.com for a price list and anything else they can help with.

To ensure you have a relaxed and enjoyable stay with us we have a few essentials that can be hired to make your stay as enjoyable as possible.

(subject to availability).

Below is a list of items we can provide for under 2s or your four-legged friends. These can be booked in advance and will be in your lodge upon arrival, or requested at check-in.

- Travel cot
- Highchair
- Dog Bed
- Dog Bowls

*It is your responsibility to use any items booked carefully and within the manufacturer's guidelines. *

Travel Cots

The travel cot provided is designed to be used in conjunction with the mattress supplied. Please do not use your own mattress. The travel cot is designed for children under 2 years.

Hot Tubs

Please always ensure the supervision of toddlers when the hot tubs are uncovered and in use. Babies and toddlers are unable to regulate their own body heat and it is unsafe for them to use the hot tub. They may also be sensitive to the water treatments used. Please note you are responsible for your own children and others when using the hot tub.

Please shower before and after entering the hot tub.

Hot Tub leaflet

To keep you safe during your stay we have rules and guidelines to be adhered to regarding the use of our hot tubs. Please read carefully.

- Due to the time, it takes our maintenance team to drain and refill the hot tubs after each departure, we will do our very best to have your tub temperature ready for you to enjoy upon arrival, however, this cannot be guaranteed.
- The signatory is responsible for making sure all members of their party adhere to the rules and guidelines outlined.
- Do not use the hot tub before 8.00 am or after 11.00 pm.
- Please do not use the hot tub on the day of checkout due to our maintenance team needing to drain and refill.
- Please check with a GP or medical professional for advice if you have any health conditions before use.
- **Do not use it if you are pregnant or under 5 years of age.**
- **Children under the age of 5 who are unable to hold their face out of the water should not use the hot tub.**
- Any children under the age of 16 **must always be supervised by an adult whilst in the hot tub** and limit their sessions to 7 minutes or less.
- It is recommended that continuous time in the hot tub is limited to 15 minutes before a break to cool down.
- Ensure safety regarding entering and exiting due to slippery surfaces.
- Avoid putting your face or head beneath the water.
- Avoid swallowing hot tub water.
- Keep long hair tied up/use a swim hat or hair net.
- It is recommended contact lenses are removed before use.
- It is recommended that the hot tub is not used after a heavy meal or alcohol.
- Please shower **before** and **after** using the hot tub.

The following are **PROHIBITED IN OR AROUND** the hot tub:

- Running, Jumping, Diving
- Food & Drink (including alcohol or otherwise)
- No glass containers
- Smoking (Including E-Cigs)
- The use of electrical equipment
- Pets

- Dangling jewellery – Please be aware that some jewellery may discolour due to emersion in the hot tub.

Hygiene

- **Guests/bathers should not use the hot tub if they have had diarrhoea or repeated vomiting within the last 14 days.**
- Please shower and remove all make-up, creams, and fake tan before you enter.
- Children should be encouraged to use the toilet before entering the hot tub.
- Foaming agents such as bubble baths, shower gel or essential oils should not be used in the hot tub.

How to use

- To remove the cover, carefully unclip the holding straps and standing at the side of the hot tub, fold back the front half of the lid and gently lift the black level bar until it reaches the stop position, the lid will then rest upright.
- If your lid is fully removable follow the above steps and leave it on the side away from the hot tub.
- To close the hot tub lid, press the red release button and gently lower it into place. This must be done when not in use to retain the temperature.

IMPORTANT – Where possible this should be carried out by no less than 2 people, one on either side of the hot tub.

Please be advised that the hot tub temperature is set to a comfortable 38 degrees

PLEASE REFRAIN FROM TAMPERING WITH THE TEMPERATURE CONTROL.

- If you wish to receive guidance from one of our team concerning the operation of our hot tubs, please do not hesitate to contact reception so that we can arrange a suitable time for a member of staff to visit.

Please inform the Team immediately if the hot tub appears faulty or in an otherwise unsuitable condition.

Take care of the decking area it can be slippery when icy or wet.

Do not use it during high winds!

Any damage to the cover or tub will be charged for.

Please respect other guests' privacy and keep noise to a minimum.

Our Team will visit your tub twice daily to monitor the quality of water, maintenance, and operation. If you experience any problems during your stay, please contact the Team.



WARNING

REDUCE THE RISK OF ELECTROCUTION

1. INSTALL AT LEAST 5 FEET FROM WATER USING NONMETALLIC PLUMBING.
2. DO NOT INSTALL UNDER SPA SKIRT OR WITHIN AN ENCLOSURE THAT WOULD RESTRICT VENTILATION.
3. IF BLOWER IS INCLUDED, INSTALL AT LEAST 1 FOOT ABOVE MAXIMUM WATER LEVEL.

REDUCE THE RISK OF CHILD DROWNING

1. SUPERVISE CHILDREN AT ALL TIMES.
2. ATTACH SPA COVER AFTER EACH USE.
3. INSTALL A SUCTION GUARD WITH MARKED FLOW RATE NO LESS THAN 170 GPM TO AVOID HAIR AND BODY ENTRAPMENT.

REDUCE THE RISK OF OVERHEATING

1. CHECK WITH A DOCTOR BEFORE USE IF PREGNANT, DIABETIC, IN POOR HEALTH, OR UNDER MEDICAL CARE.
2. EXIT IMMEDIATELY IF UNCOMFORTABLE, DIZZY, OR SLEEPY. SPA HEAT CAN CAUSE HYPERTHERMIA AND UNCONSCIOUSNESS.
3. SPA HEAT IN CONJUNCTION WITH ALCOHOL, DRUGS, OR MEDICATION CAN CAUSE UNCONSCIOUSNESS.

WHEN PREGNANT, SOAKING IN HOT WATER FOR LONG PERIODS CAN HARM YOUR FETUS. MEASURE WATER TEMPERATURE BEFORE ENTERING.

1. DO NOT ENTER SPA IF WATER IS HOTTER THAN 100° F (38° C).
2. DO NOT STAY IN SPA FOR LONGER THAN 10 MINUTES.

P/N 6530-082 REV. D



AVERTISSEMENT

RÉDUISEZ LE RISQUE D'ÉLECTROCUTION

1. INSTALLEZ À UNE DISTANCE D' AU MOINS 1,5 MÈTRE DE L' EAU AVEC DE LA PLOMBERIE NON MÉTALLIQUE.
2. N'INSTALLEZ PAS SOUS LA JUPE D' UN SPA OU À L' INTÉRIEUR D' UNE ENCEINTE QUI RESTREINDRAIT LA VENTILATION.
3. SI LE VENTILATEUR EST COMPRIS, INSTALLEZ-LE À UNE DISTANCE D' AU MOINS 30 CM AU-DESSUS DU NIVEAU MAXIMAL DE L' EAU.

RÉDUISEZ LE RISQUE DE NOYADE DES ENFANTS

1. SUPERVISEZ LES ENFANTS EN TOUT TEMPS.
2. FIXEZ LE COUVERCLE DU SPA APRÈS CHAQUE UTILISATION.
3. INSTALLEZ UN PROTECTEUR D' ASPIRATION INDIQUANT UN DÉBIT D' AU MOINS 170 GAL/MIN POUR ÉVITER LE PIÉGEAGE DES CHEVEUX OU DU CORPS.

RÉDUISEZ LE RISQUE DE SURCHAUFFE

1. CONSULTEZ UN MÉDECIN AVANT D' UTILISER SI VOUS ÊTES ENCEINTE, DIABÉTIQUE, EN MAUVAISE SANTÉ OU SOUS SURVEILLANCE MÉDICALE.
2. SORTEZ IMMÉDIATEMENT DU SPA SI VOUS VOUS SENTEZ INCONFORTABLE, ÉTOURDI OU ENDORMI. LA CHALEUR DU SPA PEUT CAUSER DE L'HYPERTHERMIE ET UN ÉVANOUISSEMENT.
3. LA CHALEUR DU SPA AJOUTÉE À DE L'ALCOOL, DES DROGUES OU DES MÉDICAMENTS PEUT CAUSER UN ÉVANOUISSEMENT.

LORSQUE VOUS ÊTES ENCEINTE, TREMPER DANS DE L'EAU CHAUDE PENDANT DE LONGUES PÉRIODES PEUT CAUSER DES DOMMAGES À VOTRE FOETUS. MESUREZ LA TEMPÉRATURE DE L'EAU AVANT D'ENTRER.

1. N'ENTREZ PAS DANS LE SPA SI LA TEMPÉRATURE DE L'EAU EST SUPÉRIEURE À 38 °C (100 °F).
2. NE RESTEZ PAS DANS LE SPA PENDANT PLUS DE 10 MINUTES.

N° DE PIÈCE 6530-082 REV. D

Fire Prevention



Please remember you are in a forest environment.

In case of Fire please dial **999** and ask for the fire service.

Address is:

Rockingham Forest Park

Wansford Road

Wansford

Peterborough

PE8 6FR

To minimise the risk of an outbreak of fire there are a few important measures to remember.

- Please note all accommodation is **non-smoking**.
- Do not bring fireworks, Chinese lanterns, or sparklers to the park.
- Use and dispose of barbecues correctly.
- Please avoid using candles and tea lights, if you do, please do not leave them unattended. Ensure these are fully extinguished before leaving your accommodation inside and outside.

Smoking Policy



No
Smoking



No Vaping

Smoking of cigarettes and vape pens is prohibited inside the lodge and around the hot tubs.

We appreciate your co-operation.



NO
E-Cigarettes

BBQ Safety.



Preparation

Place your disposable barbecue securely on the BBQ stands provided outside your lodge or in the BBQ communal area at the entrance to the park. The bottom of your barbecue will get hot, do not use a table or surfaces that will be damaged.

Never use a disposable barbecue in an enclosed space due to carbon monoxide exposure, always choose an open well-ventilated area.

Ensure you protect the surrounding environment and do not light your disposable barbecue close to anything flammable. For example, fences, sheds, or trees.

Avoid using the BBQ during extreme hot weather and high winds. The hot and exceptionally dry weather means that it takes very little to ignite fire outdoors. The hot embers from a disposable BBQ can easily ignite surrounding materials during these conditions.

Keep a bucket of water, sand, or fire extinguisher nearby in case of emergency. If using the communal area, please use the bins provided.

Lighting

Safely light your disposable barbecue with matches or a lighter, never add additional fuel or lighting agents such as spirits, petrol, or lighting fuel.

Do not refill the tray with more charcoal after use.

Cooking

Use long-handled tools to reduce the risk of burns.

Remember the top sides and bottom of your disposable barbecue will be extremely hot while in use.

Extinguishing

Use water or sand to extinguish your barbecue by pouring directly onto the charcoal embers or ash. The ash can remain hot while seeming to appear unlit therefore please do this very carefully.

Ensure the barbeque has cooled completely before attempting to move or dispose. This can take several hours but it is important to allow enough time for cooling especially if you are in a public area.

Rubbish bags or bins may be full of flammable waste so please ensure your barbeque is cold before disposing of it fully.

Disposable BBQs will be available to purchase at the Oak Lake store.

Communal BBQ Area

This is open to all our guests and is on a first come first served basis we do not offer reservations of the area.



ENJOY!!!

Missing Person Action Plan

Anyone who is missing should be treated as an indicator that the individual may be at risk of harm. The definition of 'missing'; anyone whose whereabouts cannot be established will be considered as missing until located, and their well-being or otherwise confirmed.

If you have been informed a person/child is missing, please carry out the following.

Immediately contact the General Manager and then contact the police, to report the missing person. Tell them you need to report a missing person. You will be asked questions by the operator so if you can have the person who has come to you answer the following questions this will be helpful.

If you have been notified by a guest that someone is missing you do not have to wait 24hrs, you can report this immediately to your local station. In an emergency, you can contact 999. When you contact 101 or 999 let them know that we are in Northants Territory.

Basic information about the missing person

- Full Name
- Date of Birth
- Nicknames (if any)

Physical Description of the Missing Person

- Height
- Age
- Build
- Hair colour and length
- Eye colour
- Any markings
- Facial Hair

Clothing that the missing person was wearing the last time they were seen.

- Colour of clothing
- Type of clothes, dress/trousers
- Any headwear
- Glasses – Yes or No

Trip Plans of the Missing Person

- What were the missing person's plans and or activities on the day?
- Where was he/she going?

- Was the person travelling by car or foot?
- If car – details of vehicle type, colour, and registration number.

Information about the last time the Missing person was seen.

- The time and location of where he/she was last seen.
- The name of the person who last saw the missing person.
- The name of the person who last talked to the missing person.
- The direction the missing person was travelling when last seen.

Overall health and condition of the missing person

- Physical condition
- Any known medical problems

Once the report has been filed ensure you take the person's name and ask for a crime report number.

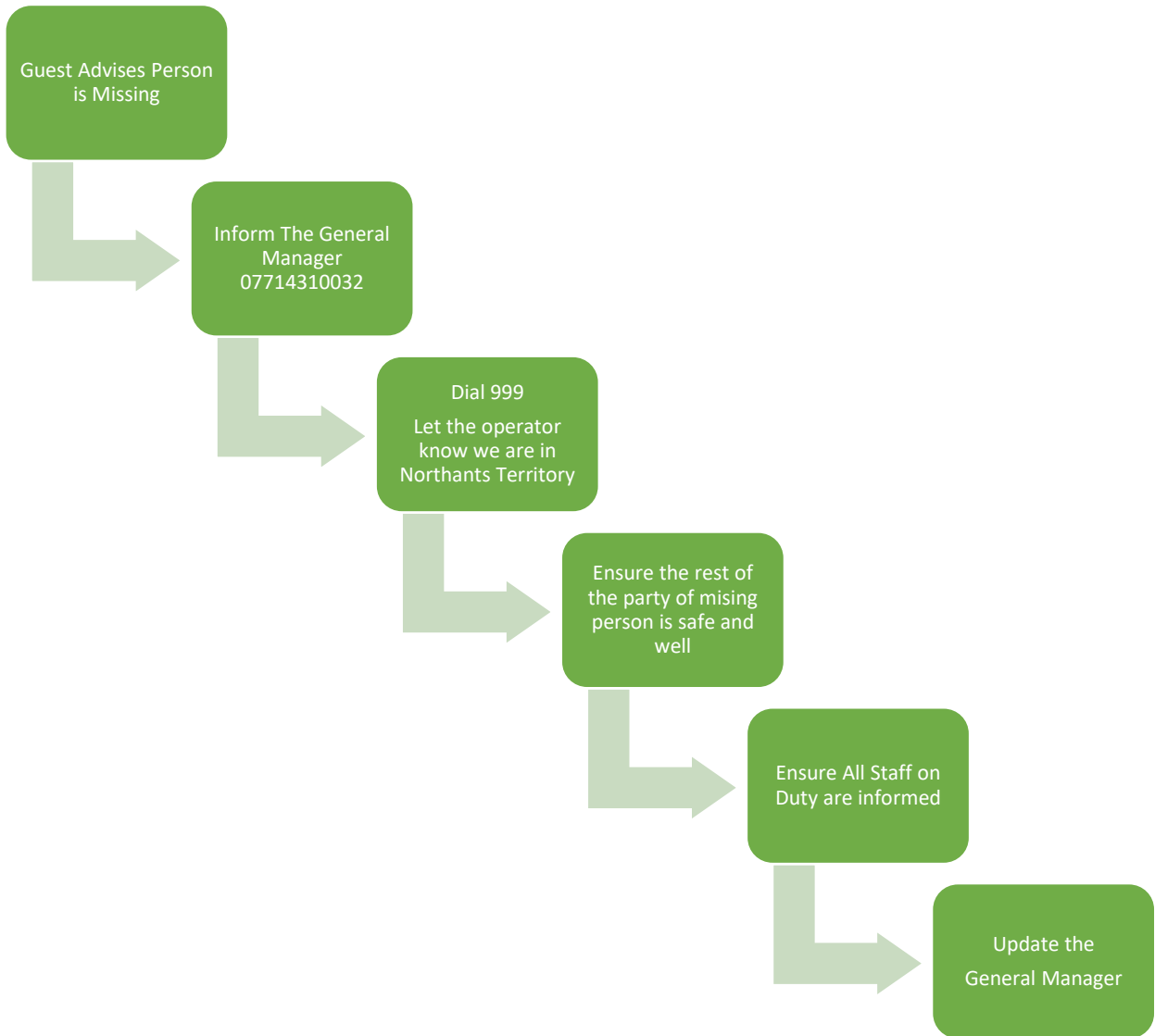
Once a report has been made, what the police do will depend on the circumstances of the disappearance and how much they consider the missing person to be at risk. If the police assess that the missing person is at risk, they may decide to:

- Search the missing person's home or last known address and the area where the missing person was last seen.
- Attempt to contact them by phone if they have a mobile
- Conduct checks on their mobile phone or computer.
- Conduct house-to-house enquiries.
- Check local hospital admissions.
- Review CCTV footage
- Conduct land and air searches, particularly in high-risk cases.
- Co-ordinate media coverage and issue a press release to the local media appealing for help from the public.

The police may also ask for items belonging to the missing person such as:

- A recent photo
- Any diary, laptop computer, or mobile phone
- Any bank or credit card details
- Other bank account details
- The police may also ask if the missing person has intentionally gone missing and in these circumstances, they would ask why e.g., an argument with family or some kind of mental health episode.

Above All Stay Calm and Ensuring the Safety of Our Guests is Paramount



Emergency Information



Local Walk-in centre information

Peterborough: City Care Centre, Thorpe Road, Peterborough, PE3 6DB

01733 847000 Closes 8 pm.

Corby: Corby urgent care, Cottingham Road, Corby NN17 2UR

01536 202121 Closes 8 pm.

Oakham: Cold Overton Road, The Rutland Memorial Hospital,
Oakham LE15 6NY

01572 722552 Closes 6.30 pm.

In the case of an emergency please call 999 or 111 for advice.

Our address for ambulance or fire:

What3Words - ///digits.bathtubs.afflict.

Rockingham Forest Park

Wansford Road

Wansford

PE8 6FR

Please contact the out-of-hours telephone number for the front gate

All lodges have their what3words location on the gate.

Defibrillator Location: <https://w3w.co/binds.attaching.hotel>

Emergency Dentists

Oundle House Dental Practice **01832 270045**

5 West Street

Peterborough

PE8 4EJ

Peterborough Dental Access Centre **0300 555 6667**

5 Midgate

Peterborough

PE1 1TN

Local Vets

Priory Veterinary Practice – Stamford **01780 322333**

Uffington Road

Stamford

PE9 2BF

New Lodge Veterinary Centre – Peterborough **01832 270201**

Polebrook

Peterborough

PE8 5LL

Oundle & Thrapston Veterinary Surgery **01832 273521**

92 South Rd

Oundle

Peterborough

PE8 4BP

Park Safety



To keep yourself and others safe during your stay please pay attention to road signs located around the park.

Please always adhere to the speed limit and be aware of families with small children walking and playing.

Please keep to footpaths with lighting to avoid any unnecessary falls or long drops.

Our woods are ancient woodlands therefore there is always the potential for cracking or falling branches. Please always remain vigilant.

Our animals are 'wild animals' please respect them by keeping a safe distance and do not feed or touch them.

There are 5 lakes on our site, please be careful, especially with small children.

Absolutely no swimming at any time in any lake.

Please respect your neighbours by keeping the noise to a minimum after 11.00 pm

For emergencies, there is an emergency phone and defibrillator located at the corner of Jack's Green, near the bin station.



Ticks can be a possibility in the woodlands, please read the information below:

What do you do if you find a tick on you?

1. Remove the **tick** promptly and carefully. Use fine-tipped forceps or tweezers to grasp the **tick** as close to **your** skin as possible. ...
2. **If** possible, seal the **tick** in a container. Put the container in a freezer. ...
3. Wash **your** hands and the bite site. Use warm water and soap, rubbing alcohol, or an iodine scrub.

Ticks on dogs

4. A **tick** will feel like a small bump on your pet's skin. They tend to attach themselves to areas around a **dog's** head, neck, ear, and feet. Brushing also helps to remove them. **Ticks** vary in size between 1mm and 1cm long, depending on their age. They look like tiny spiders with a whiteish, egg-shaped body.

Treatment

Use tweezers to grasp the head of the tick as closely to the dog's skin as possible. Pull with a firm, steady, upward motion. Apply a disinfectant such as rubbing alcohol or iodine to the wound to prevent **infection**.

If you are concerned, please contact a veterinary practice, and speak to a professional.

Local Environment Information


Road to the lodges:

Due to the local wildlife and our low lighting, please stick to 10mph and remember there are speed bumps along the road.

The speed limit and speed bumps are there for your safety, the safety of other guests, and our resident wildlife.

Park lighting:

We are in the direct pathway of protected bats and under obligation to have low lighting around the park, hence why this is kept to a minimum to reduce the impact on the environment and our wildlife.



Light pollution, or artificial light at night disrupts the natural patterns of wildlife and this can have a detrimental effect on them and their environment.

There is fixed lighting around the park at night, however, please take care when walking outside of lighted areas.

Waste disposal



Here at Landal Rockingham Forest, we are Zero to Landfill and our ethos is recycling.

You will find four locations dotted throughout the park where you can distribute your general waste recycling and glass.

Please use the clear bags provided for recycling, and black bags for general waste.

A glass box is provided in your lodge to collect your glass waste.

Thank you for doing your part to help keep us Zero to Landfill 😊

Dog Owners



Well-behaved dogs are welcome in our dog-friendly lodges, this is subject to availability when selecting a pet-friendly lodge at the time of booking. Additional charges are made to enable extra cleaning. **We do not permit any other pets, if you do bring any other pets, you may be asked to leave.**

We have a few simple rules relating to dogs that we ask you to adhere to:

- Maximum number of dogs per lodge: 2 medium-sized dogs
- Please always keep your dog on a lead within the park. Whilst we appreciate your dogs may be friendly and well-trained not all our lodges are pet friendly and some of our guests may not be comfortable around animals.
- Please be aware that wildlife roam free within the wooded areas.
- Please clean up after your dog. Designated dog poo bins are allocated around the site with poo bags provided should you require them.

When in your lodge, we request:

- No more than two dogs may occupy any of our pet-friendly lodges.
- No pet is to be left unsupervised by you or alone in a lodge.
- Please do not allow pets on furniture or beds.
- Around our site dogs are to be always kept under control.
- Dog beds can be hired from reception if required.
- Please ensure dogs do not go in the hot tub.
- Please do not take your dog to a lodge that is not pet friendly.
- Please respect your neighbours and do not let your dog bark excessively.

Please note we do not accept any animals on the dangerous dog list.

Thank you for your co-operation.

Local Supermarkets

Stamford Approximately 9 miles from Market Town

Supermarket	Address	Hours	Additional facilities
Morrisons	2, Uffington Road PE9 2EX	Hours 6 am –10 pm Sun 10-4 pm	Petrol station / Café/ Cash Machine outside
Waitrose	West Street PE9 2PR	Hours 8 am –9 pm Sun 10- 4 pm	Cash Machine
Sainsbury's	Unit 1 Rhyll Road PE9 1UG	Hours 8 am – 9 pm Sun 10- 4 pm	Cash Machine outside
Lidl	Unit 5 Rhyll Road PE9 1UG	Hours 8 am –10 pm Sun 10- 4 pm	
Tesco Express	46-51 High Street PE9 2BD	Hours 7 am – 10 pm	
M & S Food	41-45 High Street PE9 2BD	Hours 8 am –8 pm Sat 8 am –7:30 pm Sun 10 am –4 pm	

Peterborough Approximately 10 miles

Supermarket	Address	Hours	Additional facilities
Morrisons	Lincoln Road, PE4 6WS	Hours 7 am –10 pm Sun 10-4 pm	Petrol station / Café /Cash Machine outside
Waitrose	Mayors Walk PE1 2AD	Hours 7 am –9 pm Sun 10:30- 4:30 pm	Cash Machine
Sainsbury's	Bretton Centre PE3 8DA	Hours 7 am –10 pm Sun 10:30 – 4:30 pm	Cash Machine outside
Lidl	Sugar Way PE2 9AY	Hours 8 am –10 pm Sun 10 – 4 pm	
Tesco Extra	Serpentine Green PE7 8BD	Hours 6 am –12 am 10 am – 4 pm	Petrol station / Café/ Opticians/Pharmacy / Cash Machine
M & S Food	Serpentine Green PE7 8BD	Hours 8 am – 9 pm Sun 10 am – 4 pm	Cash Machine main atrium
Aldi	Bretton Centre PE3 8DA	Hours 8 am – 10 pm Sun 10- 4 pm	
Asda	Rivergate Shopping Centre PE1 1ET	Hours 7 am – 11 pm Sat 7 am – 10 pm Sun 10 am- 4 pm	Café / Opticians /Pharmacy /Cash Machine

Oundle is Approximately 8 miles from Market Town

Supermarket	Address	Hours	Additional facilities
Tesco Express	6 Market Place PE8 4BQ	Hours 6 am – 10 pm	
Waitrose	66 East Road PE8 4NH	Hours 8 am – 9 pm Sat 8 am – 8 pm Sun 10 pm – 4 pm	Cash Machine inside
Co-op	St Osyths Lane PE8 4BQ	Hours 8 am – 9 pm Sun 10 am – 4 pm	Cash Machine inside

Local Banks & Post offices

STAMFORD

Bank / Post Office	Address	ATM facility
Barclays	46-49 Broad Street, PE9 1PZ	ATM outside
Lloyds	65 High Street, PE9 2AT	ATM outside
Halifax	11-12 High Street, PE9 2AL	ATM outside
HSBC	Red Lion Square, PE9 2AL	ATM outside
Santander	4 High Street, PE9 2AL	ATM outside
Post Office	9 All Saint's Place, PE9 2EY	

PETERBOROUGH

Bank / Post Office	Address	ATM facility
Barclays	1 Church Street, PE1 1XE	ATM outside
Lloyds	27-31 Westgate, PE1 1YH	ATM outside
Halifax	19 Long Causeway PE1 1NE	ATM outside
HSBC	Cathedral Square, PE1 1XL	ATM outside
Santander	1-4 Long Causeway, PE1 1YD	ATM outside
Nat West	Cathedral Square, PE1 1XL	ATM outside
TSB	30-31 Long Causeway, PE1 1XP	ATM outside
Yorkshire Bank	5 Cathedral Square PE1 1XH	ATM outside
Post Office	32-36 Bridge Street, PE1 1DH	

Oundle

Bank / Post Office	Address	ATM facility
Barclays	2 New Street, PE8 4EB	ATM outside
Post Office	32 Market Place, PE8 4BE	

Village Post Offices

23, Elton Road **Wansford**, PE8 6JD

49, Station Road **Nassington**, PE8 6QB

Hautboy Lane, **Warmington**, PE8 6TQ

3 Westfield, **Easton on the Hill**, PE9 3LY

Out and About – Local Areas – Pick your Own.



Nassington

Londis, Shop & Post office, Station Road: 77 am– 6 pm Sunday 8 am – 1 pm

J & RG Mould, Family Butcher, Stain Road: Tuesday – Friday 8 am – 5 pm –
Wednesday 8 am – 1 pm

Queens Head, Station Road. Public house and hotel **01780 784006**

Elsie's Tea Room, Church Street: small vintage tearoom with homemade cakes
opens Fri – Sun 10m- 4 pm

Kings Cliffe

Londis, West Street: 8 am – 8 pm – Mon- Fri- 9 am – 8 pm Sat 9 am – 2 pm Sun

Kings Cliffe Bakery, West Street: 7 am – 12 pm- Sun Closed

Woodings, Park Street: Greengrocers with fresh fruit and vegetables

The Cross Keys, West Street: dog-friendly **01780 470030**, will deliver to the
park.

Wansford

Wansford Post Office, Elton Road: 9 am – 5:30 pm – 9 am – 12:30 pm Sat-Sun
Closed

Paper Mills, London Road: good food, dog Friendly **01780 782328**

Wansford County Lounge, London Road: Breakfast, lunch, and special evening
menus **01780 593022**

The Haycock Manor Hotel, London Road: **01780 782223**

The Cross Keys, Elton Road: village pub **01780 782266**

Yarwell

The Angel Inn, Main Street: good food, dog friendly **01780 782582**

Elton

Elton Village Stores, Middle Street: well-stocked village store

The Black Horse, Overend: food served daily dog-friendly, large garden **01832 280591**.

The Crown, Duck Street: food served daily dog friendly. **01832 280232**

Bosworths Garden Centre, Walled Garden: Plant Centre, Mulberry café, open
every day 9 am – 4 pm dog friendly.

Elton Hall: gardens and houses open throughout the year.

Curl Hair Studio, Stocks Green. Elton. **01832 280500**

Warmington

Warmington Post Office, Hautboy Lane: 9 am – 6 pm – Sun 9 am – 12 noon

Warmington Chops, Butcher's Shop Hautboy Lane: 9 am – 4 pm – 9 am – 1 pm

The Red Lion, Peterborough Road: good food **01832 280362**

Fotheringhay

The Falcon Inn Main Street: good food, garden **01832 226254**

Woodnewton

The White Swan, Main Street: food available, garden, dog friendly: **01780 470944**

Apethorpe

The Willow Brook, Kings Cliffe Road: food available **01780 470509**

Collyweston

Collyweston Slater, Main Road: food available, dog friendly: **01780 444288**

Easton on the Hill

Easton on the Hill Post Office, 3 Westfields: closes between 1 pm-2 pm for lunch.

The Exeter Arms, Stamford Road: food available: **01780 723862**

The Blue Bell, 9 High Street: food available, garden **01780 763003**

Hill Farm Chesterton Pick your own.

Open June – October for PYO soft fruit, vegetables for sale, ready-picked fruit local honey and chutneys. Children's play area with refreshments.

Lutton Farm

Open May- October for fresh soft fruit blueberries, raspberries, strawberries and blackberries, the shop also stocks locally produced vegetables.

Local Takeaways with delivery services direct to your lodge.

(please let them know your lodge number when ordering)

Village Pizzas, Wansford

Tel: 01780 784587 website: www.villagepizzas.co.uk

Open Tuesday – Saturday from 6 pm.

For extensive menus check the website.

King Kebab Curry House

Tel: 01780 470000 website: www.kingkebabkc.com

Open Monday – Sunday

Order online or via the phone.

Delivered to your lodge.

The Cross Keys Inn

Tel: 01780 470030 website: www.thecrosskeysinnkingscliffe.co.uk

2 West Street, King's Cliffe, Peterborough, PE8 6XA

Takeaway Service

Thursday 5.30 pm – 8.30 pm

Friday 5.30 pm -8.30 pm

Saturday 5.30 pm – 8.30 pm

Sunday Roast 12 – 3 pm (All deliveries stop after 3 pm)

For extensive menus check out the website or welcome pack.

Delivered to your lodge or visit the pub for a meal.

Local Taxis

Peterborough

Royal Taxis: 01733 777000

Peterborough Cars: 01733 704444

City Cabs: 01733 341111

Stamford

ABC Taxis: 01780 252525

Skyline Taxis: 01780 250250

Ace Cabs: 01780 767676

The History of Rockingham Forest Lodge Park



Rockingham Forest Lodge Park is situated on the old WWII RAF Kings Cliffe base.

Before the American takeover, it housed British, Commonwealth and Belgian pilots flying Spitfires from grass strips from 1939. One of the most famous pilots who used the airfield was RAF ace Johnnie Johnson, who was credited with 34 individual victories.

In August 1943 American Fighter Group took over the base from the RAF.

Originally the airfield was grass-surfaced but hard-surfaced runways and a perimeter track were laid down early in 1943.

Kings Cliffe was assigned USAAF designation station 367 and was home to an assortment of USAAF Eighth Air Force fighter aircraft, some of which provided fighter support for the 1944 Normandy Invasions.

Kings Cliffe was the furthest west of any Eighth Air Force bases, and this made long escort missions that much harder for the pilots.

The 20th Fighter Group were nicknamed “Loco Group” because of the 400 railway locomotives they destroyed in their ground attack role.

The station returned to agricultural use in 1959, but the odd few buildings remain.

It was also the spot where Major Glenn Miller and his band put on a “hangar concert” on 3rd October 1944, their last public performance before the jazz musician disappeared on a cross-channel flight.

The Glenn Miller memorial, an engraved metal plaque on a pyramid topping a stone plinth, is located on the concrete slab base of one of the former hangars on the lodge site.

In addition to the Glenn Miller memorial, there is an unusually shaped war memorial to the fallen, of all countries, who served at Kings Cliffe. This

memorial is asymmetric and takes the form of two schematic aircraft sections joined by a black polished stone plaque.

The right-hand aircraft has the distinctive wing of an RAF spitfire and the left-handed one, has the laminar flow wing of a U.S Air Force Mustang. Perhaps coincidentally, the overall shape is also reminiscent of the twin-engine arrangement of the Lockheed Lightning, which also flew for Kings Cliffe.



Local Walks



Old Sulehay Forest

Old Sulehay is a 34.8-hectare biological Site of Special Scientific Interest east of King's Cliffe in Northamptonshire. It is part of the 85-hectare Old Sulehay nature reserve, which is managed by the Wildlife Trust for Bedfordshire, Cambridgeshire, and Northamptonshire. Wonderful wild garlic and carpets of bluebells.

Bedford Purlieus Nature Reserve

Bedford Purlieus is a 211-hectare (520-acre) ancient woodland in Cambridgeshire. This was once part of Rockingham Forest and has been woodland since Roman times. During World War 2. The woods were used to house the airman's quarters from nearby RAF Kings Cliffe.

Fineshade woods

Family-friendly walking paths 3 trails, plus a forest horse-riding trail, kids' playgrounds, family cycle paths and an art gallery. Watch the Red kites soaring above.

Barnack Hills and Holes

Barnack Hills & Holes is a 23.3-hectare biological Site of Special Scientific Interest in Barnack in Cambridgeshire. It is a national nature reserve with a car park but no amenities.

Short wood and Southwick woods

Short Wood and Southwick Wood is a 54.7-hectare nature reserve northwest of Oundle in Northamptonshire. It is managed by the Wildlife Trust for Bedfordshire, Cambridgeshire, and Northamptonshire. Great for dog walking

Nene Park / Ferry Meadows Country Park, Peterborough

Nene Park is a large area of parkland to the west of Peterborough. It is made up of six different areas made up of parkland, meadows, woodlands, and lakes. The River Nene runs through all the areas connecting them. There are several recreational activities to do within the park to suit all ages and abilities. These include water sports, climbing, archery, and open-water swimming, these can be done individually or as a group. Take a boat ride on the lake or maybe go on the train, there are several children's play areas and cafes around the park and some wonderful walks.

The Boardwalks, Peterborough

The Boardwalks lie alongside the River Nene at Thorpe Meadows. In 1991 it was declared a Local Nature Reserve. There are many different areas within the reserve, ponds of varying sizes and depths, marsh, tussocky grassland, and many types of willow. The Boardwalks are rich in wildlife, easily and freely accessible and close to the city centre.

Barnwell Country Park Oundle

This child and dog-friendly park has scenic walkways, a fenced playground & 2 fishing lakes, facilities include a café and toilets.

National Trust - Lyvedon New Bield

An Intriguing Elizabethan Lodge and moated garden begun by Sir Thomas Tresham to symbolise his Catholic faith, Lyvedon remains incomplete since work stopped on his death in 1605. There are tranquil moats, viewing terraces and an Elizabethan orchard to explore. Use Lyvedon as the starting point for several walks including Lyvedon Way, a circular path through beautiful meadows, woodlands, and villages.

Stanwick Lakes

Stanwick Lakes is a country park on the outskirts of the village of Stanwick. It is managed by the Rockingham Forest Trust on behalf of East Northamptonshire District Council and comprises 750 acres. Walks are well suited for all age groups with play areas for children a café or bring your picnic or barbeque. There is also a Luna Flix outdoor cinema, check out their website for more details.

Local attractions and places to visit.



Peterborough Museum

Free. Opening hours, Tuesday – Sunday 10-5 pm.

Priestgate, Peterborough, PE1 1LF.

Peterborough Museum and art gallery house the historical art collections of the city with plenty of activities to entertain little hands and minds.

One of the city's most historic buildings is just a 2-minute walk from the City Centre and the collection includes over 200,000 objects of great national and international importance.

Check the Museum's website for upcoming events as displays are alternated regularly.

The Museum Vaults For roughly £4.00 you can take a walk down into the museum vaults with a guide for a scare extravaganza.

You will be introduced to 'spirits' from Cromwell times and discover what living in Peterborough during those times would have been like.

The tour lasts 45 minutes and is a firm favourite with guests to the city.



Burghley House and Gardens

Parkland is open 7 am-6 pm daily, free of charge, and dog friendly. House is open on a seasonal basis, please refer to the website for dates and pricing.

Stamford, PE9 3JY.

Burghley House is a grand sixteenth-century Elizabethan

English house near Stamford conceived by William Cecil, Lord High Treasurer to Queen Elizabeth I, between 1555 and 1587. Burghley House boasts a plethora of art collections, furniture, silver, tapestry, and porcelain much of which is on display in the state rooms.

You can view the house on a seasonal basis to discover the opulence that survives today and is a testament to the ambition and vision of the most powerful courtier of the first Elizabethan age.

The parkland and gardens of Burghley House are listed Grade II* on the register of Historic Parks and Gardens and make for a wonderful explore, your dog is welcome on the grounds.

Burghley Horse Trials September, check the website for pricing details.

The world's greatest 5* equestrian event is acknowledged globally by leading riders. Witness exhilarating equestrian action alongside browsing the world-renowned shopping avenues and the many other attractions on offer in a truly stunning location.



Peterborough Cathedral

See the website for opening times. Free.

Peterborough Cathedral,
Peterborough, PE1 1XS.

Founded in the Anglo-Saxon period the Cathedral's architecture is mainly Norman, following a rebuild in the 12th

century. It is one of the most important buildings to remain largely intact despite extensions and restorations. The Cathedral is also known as St Peter's Cathedral, dedicated to Saint Peter, Saint Paul, and Saint Andrew whose statues look down from the three high gables of the famous West Front. The cathedral is the first burial location of Mary Queen of Scots before she was relocated to Westminster Abbey, however Katharine of Aragon the first of King Henry VIII's wives remains buried there.

Katharine had been exiled to Buckden Towers and Kimbolton Castle for the latter years of her life however upon her death on January 7th, 1536, King Henry VIII ordered that she be buried at the nearest great religious house that befitted her status.



Flag Fen Open seasonally from April – September.

The Droeway, Peterborough, PE6 7QJ.

Flag Fen, the site of an ancient Bronze Age causeway was famously discovered by Time Team's Francis Pryor. At Flag Fen

you can discover what life was like for our prehistoric ancestors in a reconstructed Bronze Age village. You will get the chance to view some exceptionally rare objects, including one of the earliest examples of a man-made wheel, swords, and jewellery and see an uncovered section of the ancient causeway which led Bronze Age people to their place of worship.



English Heritage -Longthorpe Tower

Thorpe Road, Peterborough, PE3 6LU. 0370 333 1181.

Longthorpe Tower is a 14th-century three-storey tower in the village of Longthorpe, famous for its well-preserved set

of medieval murals. The stone tower was built by Robert Thorpe, a lawyer, between about 1290 and 1300.

Inside you will discover a hidden gem as the main chamber is covered with an incredible set of wall paintings from the 14th century. Leading experts have listed Longthorpe Tower as one of the 100 most important historic sites in the

UK. Please refer to the website regarding opening times and pricing.

Sacrewell Farm Ticketed admission, see website for pricing details.

Thornhaugh, Peterborough, PE8 6HJ.



Explore food, farming, and the beautiful Cambridgeshire Countryside on your visit to Sacrewell Heritage Farm and Country Centre.

You will discover outdoor spaces, rare breed farm animals and a recently restored, working 18th Century watermill. For the little ones in your life, the farm boasts outdoor play areas and a large indoor play centre as well as many organised activities.

New Artisan Courtyard:

Glynn Mould, Woodcarving / Heavenly Chocolate/ Nene Valley Spirits/ Whyte Wytch Artisan Cheese



Nene Valley Railway See the website for pricing, opening times and special events.

Nene Valley Railway Ltd,
Wansford Station,
Stibbington, Peterborough,
PE8 6LR.

Nene Valley is the UK's
leading international steam

attraction based at Wansford station. Come and visit Thomas at the home of 'Thomas'.

Nene Valley is a living heritage railway, which is tended to by its loyal volunteers and is a thriving attraction for the public to enjoy all year round.

At Nene Valley, you will experience the thrill of riding a steam engine, learn about the history and explore the picturesque surroundings of the area. A Santa special train is the highlight of any festive period and a delight for little ones, please book online to avoid disappointment.





Stamford Arts Centre See the website for opening times, events, and pricing.

27 St Mary's Street, Stamford, PE9 2DL.

Leaning on its rich history dating back to the 18th Century, Stamford Arts Centre is a thriving multi-arts venue that provides the opportunity to experience a wide variety of art forms including theatre,

cinema, music, comedy, sculpture, dance, painting, and drawing.

The theatre doubles up as Stamford's cinema which is the film hub of the local area showing a variety of blockbusters, Art House, and World cinema.



Vivacity Key Theatre See the website for shows and pricing.

Embankment Road, Peterborough, PE1 1EF.

The Key Theatre is Vivacity's number-one entertainment venue and sits right beside the River Nene. The Theatre hosts over 300 plays, screenings, comedy nights and

music events every year, as well as Peterborough's longest-running traditional family pantomime (since 1973).

Why not enjoy the Riverside bar and restaurant before a show boasting City views or go for an after-dinner stroll along the embankment?



Huntingdon Racecourse Please see the website for races and pricing.

Thrapston Road, Huntingdon, PE28 4NL.

This racecourse is regularly chosen as the 'Best Small Racecourse' in the South Midlands and East Anglia and is much loved by followers of jump racing.

Jump racing has taken place at Huntingdon Racecourse since 1886.

Racing fixtures are on 18 days of the year, the season running from October to May with the highlight being the prestigious Peterborough Chase run a fortnight before Christmas with a history and heritage having attracted some of the greats like Desert Orchid, One Man, Edredon Bleu and Best Mate over the years, first run in 1969.



Queensgate Shopping Centre

Please refer to the website for opening hours.

Long Causeway, Peterborough, PE1 1NT.

Queensgate Shopping Centre is in the centre of Peterborough, Cambridgeshire.

It contains many stores and parking for 2,300 cars in four onsite multi-storey car parks.

The bus station is located within the shopping centre and only a short walk from Peterborough railway station.



Peterborough United Football Club

(The Posh) Abax Stadium, London Road, Peterborough, PE2 8AL. 01733 865668.

Peterborough United Football Club is a professional club in Peterborough, Cambridgeshire. The team compete in

League One, the third tier of the football league.

Come and watch The Posh at their home on London Road. Posh was born on 17th May 1934 after the collapse of Peterborough and Fletton United left a void amongst fans and loyal football supporters.

Please refer to the website/club directly regarding games, tickets, and pricing.



Escape Peterborough Please see the website for booking and prices.

23 Church Walk, Peterborough, PE1 1SB.

Get your brain and pulse racing with a live escape game. 60 minutes, 200 square feet.

Designed for groups of 2-6 there are 11 different rooms for you to choose from.

To beat the live game, you and your team must solve the puzzles, riddles and identify the clues to escape.



Indoor play areas

Big Sky: 24 Wainman Road, Peterborough, PE2 7BY. Please see the website for opening hours and pricing.


Activity World: Padholme Road, Peterborough, PE1 5XH. Please see the website for opening hours and pricing.

Stamford Swimming Pool Drift Road, Stamford, PE9 1UZ. 01780 765522. Please see the website for opening hours and pricing.

Peterborough Lido Outdoor Swimming Pool Lido, Bishop's Road, Peterborough, PE1 1YY. 01733 864761.

Peterborough's historic lido provides a perfect day out, with 3 heated pools, large sunbathing terraces, a children's play area, showers, lockers, changing facilities and a café.

Please see the website for opening hours and pricing.



Local Golf Courses

Nene Park Golf Club Thorpe Wood, Peterborough, PE3 6SE. 01733 267701.
Please see the website for opening times and pricing.

Burghley Park Golf Club Burghley Estate Office, 61 St Martins, Stamford, PE9 2LQ. 01780 753789. Please see the website for opening times and pricing.

Elton Furze Golf Club Bullock Road, Haddon, Peterborough, PE7 3TT. 01832 280189.

Please see the website for opening times and pricing.

Bugtopia The Zoo Sykes Lane, Empingham, Oakham, LE15 8QL. 01780 460518.

Bugtopia is a small interactive Zoo featuring over 75 species of invertebrates and reptiles, including a souvenir shop.

The Zoo started with the idea of bringing an interactive experience to people whilst educating them on the importance of preserving the wonderful biodiversity that exists in our world today.

Monday to Sunday 10.00 am – 4.00 pm. Please refer to the website for pricing.

Hamerton Zoo Park 2 Hamerton Road, Steeple Gidding, Huntingdon, PE28 5RE. 01832 293362.

Hamerton Zoo Park is situated in Huntingdonshire, just 30 minutes from Peterborough City Centre and the market towns of Oundle, Thrapston and Huntingdon.

Over twenty acres of rolling parkland, home to hundreds of incredible animals, Hamerton Zoo also offers a children's play area, gift shop and café.

Rutland Water Park 01780 686800 rutlandwaterinfo@anglianwater

There is nowhere better than Rutland Water Park to enjoy time in the great outdoors, whether you are looking for adrenaline-fuelled fun or a relaxing break.

Set around beautiful Rutland Water and covering 4,200 acres of open countryside, the park offers everything from walking and cycling to fishing and water sports.

Please contact us directly for bookings and enquiries.

Rutland Falconry and Owl Centre Bushes, Exton Lane, Burley, Oakham. LE15 7TA. 07778 152814.

The centre is home to a superb international collection of Birds of Prey – Owls, Hawks, Buzzards, Falcons, Eagles, and Vultures who live next to a fascinating array of flora and fauna. Rutland Falconry and Owl Centre are custodians of precious Ancient Woodland bordered by the majestic Black Poplar at Burley Bushes - extending over 42 acres close to Rutland Water.

Some of the Birds of Prey are happy to be held, some will fly for you while others prefer to remain at a safe distance.

Stamford Shakespeare Company Tolethorpe Hall, Stamford, PE9 4BH. 01780 756133.

The open-air theatre is the venue for Stamford Shakespeare productions which presents an annual season of Shakespeare plays and other classics on the grounds of historic Tolethorpe Hall. The Company's acclaimed summer season is June, July, and August, please visit their website for shows, bookings, and prices.

For more ideas visit:

Stamford Tourist Information Centre, Stamford Art Centre PE9 2DL

Peterborough Visitors Centre, Town Hall, PE1 1HF

Elton Hall



House

Elton Hall is a part-gothic historic house in Huntingdonshire. The house has been the home of the Proby family since 1660 although a house has stood in the vicinity since the 12th century. The house contains treasures, including fine French furniture, a magnificent collection of paintings including Old Masters and one of the best libraries in private hands, including Henry VIII's Prayer Book, given to him by Katherine Parr who had herself, been given the Manor of Elton by Henry VIII after their marriage.

Gardens

The gardens provide a stunning backdrop to the house. The present gardens are based on a design made in 1911 by A.H. Hallam Murray, they have been completely revitalised over the last 40 years by Meredyth Proby.

2021 OPENING TIMES 2 PM-5.00 PM

May

Bank Holiday Sunday, May 30 & Bank Holiday Monday, May 31

June

Wednesday & Thursday

July

Wednesday & Thursday

August

Wednesday, Thursday & Sunday & Bank Holiday Monday, August 30

Parking is in the Walled Garden at Bosworths Garden Centre they sell a selection of plants and have a cafe on site.

Fotheringhay Castle



Fotheringhay Castle was a motte-and-bailey fortification raised in the early twelfth century by the Earl of Northampton. In 1587 the castle was chosen to host the trial and execution of Mary, Queen of Scots. Mary was beheaded here on the 8th of February 1587 after being tried for treason and then interned in Peterborough Cathedral but was later moved to Westminster Abbey in 1612.

The castle itself was dismantled for various construction projects over the centuries, these include stone for the guest house that can be seen from the mound. The oak staircase is reputed to have been moved to the Talbot Inn Oundle and Mary's ghost has been spotted walking down it.

All that is now left is a large block of masonry. The block of limestone was once part of the Great Keep. In 1964 the Stuart Society added a plaque as a memorial to Mary.

Fotheringhay Church



The Church of St Mary and All Saints, Fotheringhay is a parish church in the Church of England in Fotheringhay, Northamptonshire. It is noted for containing a mausoleum to leading members of the Yorkist dynasty of the Wars of the Roses.

Prebendal Manor Grade 1 listed building



The manor is one of the hidden gems of Northamptonshire. Over eight hundred years old and with a huge history dating back to the Viking period, it offers a fascinating insight into Medieval England. Built on the site of one of King Cnut's royal halls, which was visited sometime after 1017. After the King's death, the hall remained in the ownership of the succeeding Kings until Henry, I gave it to the Bishop of Lincoln, for the endowment of a prebend. The gardens are being sympathetically resorted to their former medieval glory. The gardens include a magnificent dovecote and a Tithe Barn, housing artefacts from the archaeological excavations and the history of Nassington.

Oundle Market Town is 8 miles from Rockingham Forest Park.



Oundle is a historic market town in Northamptonshire famous for its Georgian streetscapes and impressive limestone buildings. There is an eclectic mix of independent shops, including independent local butchers selling locally reared meat, a wine merchant, a Nene Valley brewery, bakeries, pharmacies, gift shops, and supermarkets. On the outskirts of the town, you can find Barnwell Park, The Barn garden centre, Oundle Golf Club and Lyvden New Bield.

Market day Thursday

Farmers Market 2nd Saturday of each month 8 am – 1 pm:

With up to 40 stalls there is a huge range of local produce to choose from including vegetables, fruit, meat, eggs, bread and cakes, fruit juices and dairy products. Most stallholders have grown, bred, caught, pickled, brewed, or baked the goods themselves and are based in the local area.

Food and drink

Brew Babu, West Street – Tea Room 01832 273909

Beans, West Street - coffee shop 01832 270007

Coffee Tavern Market Place – Café 01832 272 524

Greedy Piglet North Street- Café 01832 270011

Dexters Market Place 01832 273366

Salerno (Italian) West Street 01832 270842

Onkar(Indian) West Street 01832 274312
China Town (Chinese) New Street 01832 272347
Eastern Spices (takeaway) 01832 272662
Yangtze River, West Street (takeaway) 01832 273914
Curry Passion, 3 Eastwood Road, 01832 272177
Blue Marlin, Fish & Chips, Marketplace
The Ship Inn, West Street 01832 272918
The Rose & Crown, Market Place 01832 275968
The Talbot, New Road 01832 273621
The George, Glaphorn Road 01832 274076

Places of interest

English Heritage - Kirby Hall Please see the website for opening times and prices. Dog friendly.

Kirby Lane, Deene, Gretton, Corby. NN17

0370 333 1181 <https://www.english-heritage.org.uk/visit/region/eastofengland/>

Kirby Hall is an Elizabethan country house, located near Gretton, Northamptonshire, England.

Kirby was owned by Sir Christopher Hatton, Lord Chancellor to Queen Elizabeth I. It is a leading and early example of the Elizabethan prodigy house.

Although this vast mansion is partly roofless, the walls show the exceptionally rich decoration that proclaims that its successive owners were always at the forefront of new ideas about architecture and design.

The remains of Kirby Hall's gardens occupy a long, narrow strip of ground some 100m wide and 570m long running south from the west side of the Hall, down into the shallow valley of the Kirby Brook and then up the hillside beyond.

Orton Hall Hotel and Spa Please see the website for availability and pricing.

The Village, Orton Longueville, Peterborough. PE2 7DN

01733 234245

Enjoy a wide range of relaxing and revitalising treatments and experiences at the luxury Imagine Spa in Orton Hall.

Escape from the stresses and strains of modern life with a massage, beauty treatments and experiences. Step into a world where you can lounge, swim, or simply let the world go by.

National Trust – Priest’s House, Eaton On The Hill Please visit the website for opening times.

38 West Street, Easton On The Hill, Stamford.

One of the National Trust’s smallest buildings, the Priest’s House was built by John Stokes, Rector of Easton from 1456 until he dies in 1495.

The building contains many interesting architectural features and houses a comprehensive exhibition on the mining and preparation of Collyweston slates.

Alpaca Experience Please refer to the website for bookings or telephone 07909 388505.

Mistymeadows141@btinternet.com

Quarry Lane, Maxey, Peterborough. PE6 9HJ

Meet & Greet £10 pp 45-minute session. Minimum age restriction of 7.

Walking with Alpacas £23 pp. Minimum age of 12 to walk solo.

Set in an idyllic, quiet lakeside setting in the little village of Maxey, Misty Meadows offers the perfect alpaca experience.

All alpacas have been picked for their friendliness and character and from the moment you first meet them you will find them impossible to resist.

UK Parachuting book@ukparachuting.co.uk 01502 476131 Please see the website for prices.

Sibson Airfield, Wansford, Peterborough. PE8 6NE

Jumping out of an aircraft at 13,000 feet and plunging to earth at speeds of over 120mph is a breathtaking and intoxicating experience of a lifetime.

Skydive at one of the oldest drop zones in the country, taking in incredible views of four counties, and easy access from the A1.

Peterborough Flying School

www.peterboroughflyingschool.com 01832 280634.

Sibson Airfield, Wansford, Peterborough. PE8 6NE

Sibson Airfield offers a range of flying experiences from trail lessons for individual people lasting either 30 minutes or 60 minutes. Get a bird's eye view of the local area with a flying experience for two people. See the website for prices and availability and everything they have on offer.

Railworld Wildlife Haven Please see the website for opening times.

Pleasure Fair Meadow Car Park, Oundle Road, Peterborough. PE2 9NR

01733 344240

The Railworld Wildlife Haven is a much-loved visitor attraction and community asset run by volunteers.

Over the year volunteers with the help of many companies, groups and individuals have transformed the coal yard into an inner-city green space, a landscaped haven with ponds and waterfalls, creating habitat for wildlife, with restored and repurposed Victorian aqueducts and bridges.

The Haven also boasts an Earth Centre and 2,000 sq. ft of Model Railways for you to enjoy.

Straw Bear Festival 14-16th January. Dates may differ annually.

In Whittlesey, from an undetermined date, it was the custom on the Tuesday following Plough Monday (the 1st Monday after the twelfth night) to dress one of the confraternities of the plough in straw and call him a 'straw bear'.

The custom was revived in 1980 and the 'straw bear' can be seen on the streets accompanied by his attendant keeper, musicians, and dancers to perform in front of an audience along the streets and taverns.

Special 'Straw Bear' ale is on sale, brewed for the occasion and you might be lucky enough to be given some ears of wheat from the Bear's costume.

Peterborough Beer Festival Please visit the website for date information and ticket prices.

The Embankment, Embankment Road, Peterborough. PE1 1EF

The Peterborough Beer Festival is the second-largest beer festival in the United Kingdom. It is held every August on the River Embankment.

The 5-day event aims to showcase the best real ales from the UK, all kept in tip-top condition under giant marquees by an expert team of beer keepers.

There is entertainment daily with a festival atmosphere to be enjoyed into the evening.

East of England Arena and Events Centre

The East of England Showground, Peterborough. PE2 6HE

Visit the website to see upcoming events home of Truckfest and MCN festival:

TRUCKFEST Please visit the website for ticket dates and pricing held annually.

Since 1983, Truckfest has been delivering a great day out and a fantastic family experience. Be amazed by monster trucks and arena stunt shows. Meet celebrities and children's characters. Enjoy exhilarating rides and see some incredible trucks.

MCN Festival of Motorcycling Please visit the website for ticket dates and pricing held annually.

MCN Festival of Motorcycling is an important event in the UK motorcycling calendar and hugely valuable to exhibitors, sponsors, and show-goers alike.

There will be a full test ride programme for the major manufacturers, an abundance of gear and kit bargains, extraordinary all-action stunt shows, live music, a fantastic club zone and – of course – a huge number of new and used bikes to obsess over.

Afternoon Tea.



Below are a few local tea rooms that can offer afternoon tea.

Bosworth's Garden Centre, Elton Mulberry Café **01832 343104**

The Talbot, New Road Oundle **01832 273621**

The Kings Head, Wadenhoe **01832 720024**

Dobbies Garden Centre, Peterborough

Alwalton Post Office, tearoom upstairs **01733 233555.**

Sophies Vintage tearoom, Yaxley **01733 248180**

Elsie's tearoom, Nassington **01780 783313**

The Orangery, Burghley House, Stamford **01780 761989**

The George, Stamford **01780 750750**

Brew Babu West Street, Oundle **01832 273909**

The Haycock Manor Hotel, Wansford **01780 782223**

Rockingham Forest

Rockingham Forest is a former royal hunting forest in the county of Northamptonshire, England.

It is an area of some 200 square miles lying between the River Welland and River Nene and the towns of Stamford and Kettering. It has a rich and varied landscape, with farmland, open pasture, pockets of woodland and villages built from local stone.

The forest was named after the village of Rockingham, where the castle was a royal retreat.

The area became a royal hunting ground for King William I and became known as Rockingham Forest after the Norman Conquest in 1066.

The forest extends across a tract of country underlain by sedimentary rocks of the Jurassic age, a part of the great Jurassic escarpment stretching from the Cotswolds to the southwest through the East Midlands to the Humber via Lincoln Edge.

In the spring of 2018 chequered skipper butterflies from Belgium were released at a secret site as part of the Back from the Brink (BftB) project. Invasive scrub had been removed from more than 8km of woodland rides by Butterfly Conservation and their partners, and if the reintroduction is successful, they will be the first native-born chequered skippers to emerge in England in more than 40 years.

The woods have miles of good cycling and walking trails and are popular with bird watchers looking out for Red Kites. You can also see nightingale, nightjar, woodcock, grasshopper warbler, tree pipit, marsh, and willow tits.

Wakerley Woods will lead you onto the Deer Park Trail, where you can keep your eye out for deer and where you will also pass two Bronze Age burial cairns.

There are plenty of trails to follow on walks and most have gravel so you will not get your feet, or paws, too muddy!

Rockingham Castle LE16 8TH



Situated 14 miles from the Park is Rockingham Castle. The Castle was built under the instruction of William the Conquer in 1066 and it is a fine example of a Norman Castle. It was formally owned by the Crown and as Royal Castle and Hunting Lodge. The Watson family have owned it for the past 450 years, and it is their family home.

What to see and do

Tour / Gift Shop / Tea Rooms / Gardens

There are several Events planned throughout the year.

Opening times

April – June: Open Sundays and Bank Holiday Mondays

July- August: Open Tuesdays, Sundays, and Bank Holiday Mondays

September Open Sundays & Bank Holiday Mondays

Dogs are allowed in the gardens and grounds only.

Check out the website for full details on how to book

www.rockinghamcastle.com

Land Rover Experience

Rockingham Castle has some of the best off-road facilities available, together with modern well-equipped vehicles. The handpicked instructors hold a wealth of experience to ensure you have the best training possible. The terrain is variable from a disused sand and stone quarry to woodland, boggy lowland and rolling countryside. Contact 08448 484463 for availability.



Hunstanton



Hunstanton is a seaside town in Norfolk, England. It faces west across 'The Wash', making it one of the few places on the East coast where the sun sets over the sea.

1 hour and 20-minute drive from Rockingham Forest Park, via A47 (59.4 mi). Hunstanton is the ideal destination if you are looking to enjoy Norfolk's superb coastline, renowned for its unique striped cliffs and magnificent sunsets.

Hunstanton has pre-historic origins, with evidence unearthed in 1970 of a late Neolithic or early Bronze Age settlement dating back to 1500 – 2000 BC.

Another indication of the area's past can be seen on the top of the cliffs near the Lighthouse, where you will find the ruins of St. Edmund's Chapel, which dates back to 1272 and celebrates the apparent visit by St. Edmund in 855.

The Lighthouse itself is also noteworthy. Beacons of lantern lights have been warning shipping of dangerous sandbanks in Wash for many hundreds of years, and the first Lighthouse was built here in 1666. The current building dates to 1844.

The seaside town began as a purposely built resort built in 1846 and retains its Victorian charm and character to this day, remaining a popular holiday destination for visitors of all ages.

You will see various colourful and traditional seaside attractions for all the family, including beachfront amusements, a fun fair, a bowling alley, bandstand concerts on the green, and much more.


Hunstanton's excellent beach also offers ideal conditions for playing on the sand, exploring rock pools, and enjoying the sea.

Old Hunstanton

Old Hunstanton has a quieter village atmosphere, with Carstone-built cottages, traditional British pubs, and a much slower pace of life in general. You can walk from one resort to the other and experience the two different areas of Hunstanton in one day.




The beautiful sandy beach and rolling dunes of Old Hunstanton are dog-friendly all year round, and the stunning backdrop of the striped cliffs & shallow tidal water is perfect for walking dogs.



Enjoy watching the sun sink beneath the waves with the sand and sea on your toes. The colours that can be caught on a warm misty evening are magical. From the blues to the pinks to the reds, it is sure to leave you feeling relaxed, refreshed, and rejuvenated.

(Do not forget to enjoy the famous Hunstanton fish and chips on the way home!)



Sandringham Estate



En route to Hunstanton, you will find Sandringham Estate. Sandringham is the much-loved country retreat of Her Majesty The Queen. She spends the Christmas period at this residence, staying until mid-February every year.

1 hour and 10-minute drive (50.8 mi) from Rockingham Forest Park you can explore the Royal Park by foot, bike or with your furry friend.

You can purchase tickets and enjoy the house, gardens, and museum. Please see the website for details on tickets and opening times.



Skegness

Fancy a retro trip to the beach during your stay why not visit Skegness on the East Lincolnshire coast? Skegness is only 61 miles from the park travelling on the A16/A52.

There are plenty of traditional coastal activities to enjoy in Skegness, from fish and chips,

doughnuts, and ice creams, to relaxing in a deck chair on a Blue Flag **beach** with its **donkey rides** and **pier**. The list of things to do is endless here are a few ideas below.

Natureland Seal Sanctuary

Gibraltar Point Nature Reserve

Skegness Aquarium

Model village

Boating Lake
Amusement Arcades & Pleasure Beach
Tiny Tots Village indoor Playzone
Fairy Dell (Paddling pool complex)

Fun Fact

Billy Butlin (1899–1980) first set up his amusements stall on the seafront in the 1920s, he then went onto open fairground rides south of the pier in 1929. His first holiday camp was established in Ingoldmells in 1936 and it is still one of Butlins most popular camps today.

Springfields Spalding PE12 6EU

On the way maybe stop off at **Springfields** in Spalding which is just off the A16. **Springfields** is a shopper's paradise offering discounted prices on new and end-of-line stock for many high street names. It is not only an Outlet Shopping Centre it has a home to the **Festival Gardens** which you can walk around for the reluctant shoppers within the group and the younger members of the family why not visit **Adventureland** with lots of exciting things to do including **JCB Young Drivers Zone**, Dino Golf and even pan for gold.

Boston Stump

The A16 also takes you through the town of Boston where a climb up the Stump of St Botolph's church gives you the most amazing views of the local area. The Stump is over 83 metres high and on a clear day can be seen from Norfolk. It was used as a point of reference for sailors and pilots alike it was important again in World War II. Lincolnshire was known as Bomber County. British and American pilots would use The Stump to guide them back to base. At its peak there were 50 British and American operational airfields in Lincolnshire. one of them being 617 Squadron the 'Dambusters' based at RAF Scampton.

RAF Scampton is currently home to the Red Arrows although it is due to be closed in 2022.

Whilst staying at Rockingham Forest Park you may be lucky to hear and see the Battle of Britain Memorial flight of the Lancaster, Hurricane and Spitfire flying over on its way back to RAF Coningsby after a display.

Bedford Purileus nature reserve 1
With 320 acres of ancient woodland, there are lots to see and enjoy. Types of trees that can be spotted are Sallow, hornbeam, hazel, holly, wood anemone, hawthorn, hound's tongue, dog's head wood, and blue, red and yellow pines. You can also see a variety of birds, including kestrel, buzzard, sparrowhawk, woodcock, wood thrush, and woodpecker. The wood is also home to a variety of mammals, including badger, fox, and roe deer. The reserve is also a haven for many insects and plants. The reserve is open to the public and is a great place to visit for a day out. The reserve is also a great place to visit for a day out. The reserve is also a great place to visit for a day out.

Old Sulehay Forest 2
This forest is a piece of the ancient Rockingham Forest, which was a royal hunting forest that spanned from Wansford to Peterborough. Historically a large part of the reserve was used for hunting and the forest was used for a variety of purposes. The forest is now a nature reserve and is a great place to visit for a day out. The forest is also a great place to visit for a day out. The forest is also a great place to visit for a day out.

Old Sulehay nature reserves 3
A short distance from the forest Old Sulehay Nature Reserve is in Yarwell. The Nature Reserve is made up of a mosaic of freshwater quences, grassland, woodland, and wetland habitats. In the summer glow worms can be seen shimmering in the long grass.

Nene Valley Railway 4
One of the UK's leading international steam attractions. This is a powered railway. The line that is only 7 1/2 miles in length based at Wansford Station and covering the station of Ouseford (very Madeline) Ouse Way, Yarwell Junction and Peterborough. New Valley Railway is 100% of steam, the station is a fine example of the railway. The railway was started in 1971 and is now a major attraction for many people. The railway is also a great place to visit for a day out. The railway is also a great place to visit for a day out.

Wansford 5
A handful of other nearby villages that have a history of church tower. Wansford Old Bridge is where the Great North Road and the River Nene crossed. The bridge is a beautiful stone bridge which replaced a wooden bridge that was damaged by floods in 1511. Wansford is a village of two halves, one half of the parish run by Peterborough City Council and the other half run by Wansford Parish Council, up until 1985 it was also split into two parishes and is now in Cambridgeshire.

Yarwell 6
Situated on the east of Northamptonshire near the border of Cambridgeshire, Yarwell gets its name from the spring where the plover grows.

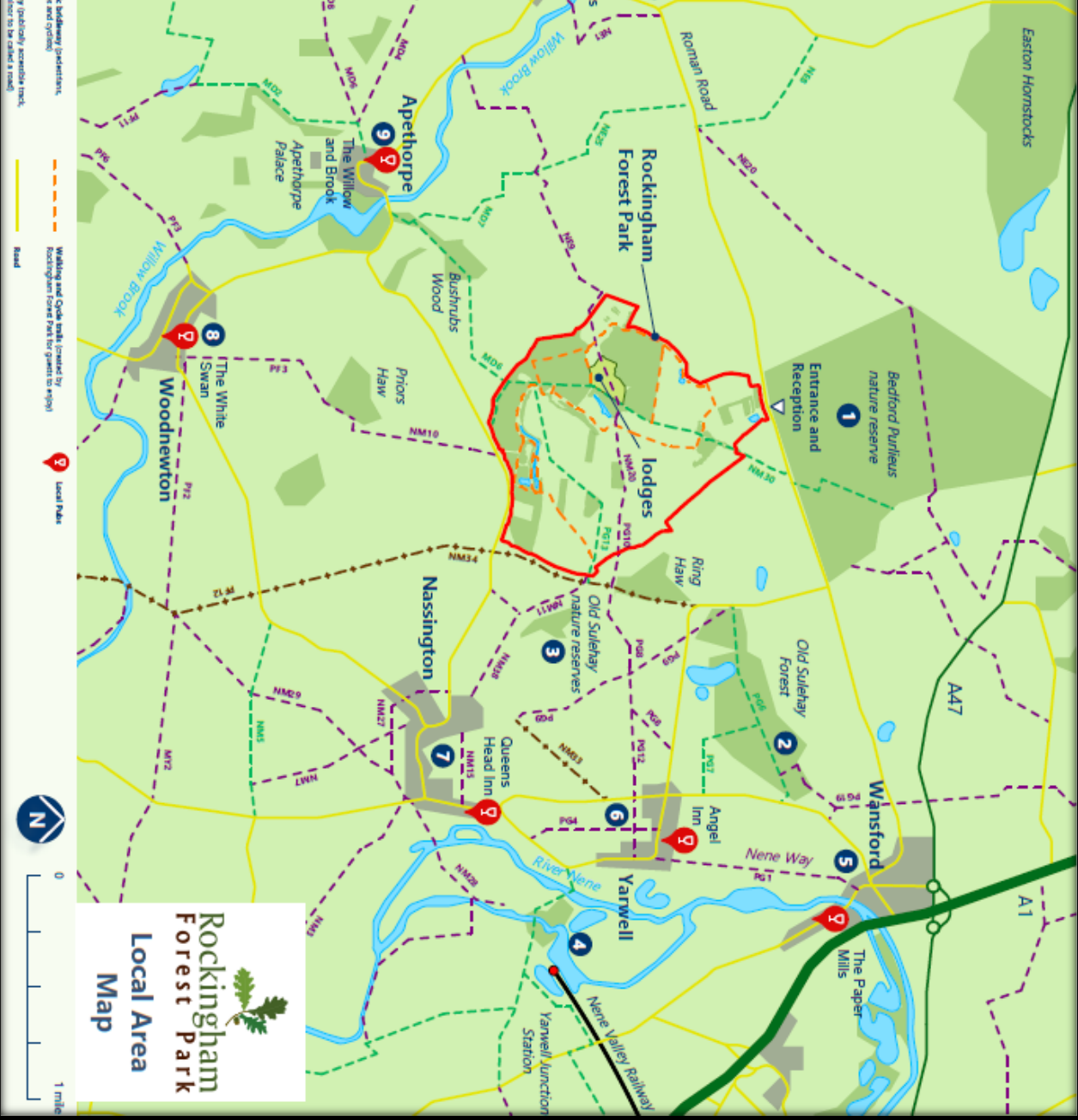
Nassington 7
Northampton has evolved from the Anglo-Saxon there. It is said a village long took over the Anglo-Saxon hall and made it into one of the royal halls. The Manor is now a private home, however, the Manor, The Barn Museum and gardens are open seven days and there is a cost to enter.

Woodnewton 8
North of a rural stream, the Willow flood in Rockingham Forest. The village is essentially a part of the forest.

Apeothorpe 9
Situated in North East Northamptonshire, beautiful village with three stone cottages and grade II listed houses. Apeothorpe Palace is acknowledged to be one of the finest country houses in the UK.

Kings Cliffe 10
Kings Cliffe village known built with local stone and cottoyew roofing. A thousand years ago, it was a royal stronghold in the heart of Rockingham Forest and the centre of an estate which later formed the basis of Cleeve Palace in Rockingham Forest.

Public footpaths (pedestrians only)
Public badway/guesters:
Walking and Cycle route (created by Rockingham Forest Park for guests to enjoy)
Local Paths



Rockingham Forest Park Local Area Map

Larger Maps are available from Reception.

The History of Rockingham Forest

The forest was originally created by William I in the 11th century as a hunting ground for himself and his sons. King Henry II added deer parks as far as he was entitled to hunt in. This included private land whereby landowners were only permitted to collect tides and dead wood and the cutting of wood was restricted to the king's use. The forest covered a large area, from Stamford in the North, down to Northampton in the South, Church in the East and across to Market Harborough in the West. The forest was a source of timber for the crown and the construction of the Courtiers, Lincolnshire, Lancashire, and Northamptonshire.

Charles II Rockingham Forest declared and eventually the land was sold and leased back to the Lords of the Marches. In 1822, an Act of Parliament then disbanded Rockingham Forest.



Kings Cliffe airfield and Glenn Miller Memorial

Kings Cliffe Airfield was a World War II Royal Air Force and U.S. Air Force fighter airfield with an impressive record. It was also the spot where Major Glenn Miller and his band were shot down after being captured on 26th of October 1944.

Kings Cliffe to Nantington railway line (disused)

Nantington Station was closed to passengers along with Woodford and Carter Station in 1967. In 1968 Kings Cliffe Station was closed to goods along with the track that went between them. The line was closed on 26th of January 1971.

- Rockingham Forest Park Boundary
- Public footpath (openaccess.org)
- Public bridleway (openaccess.org)
- Access and rights
- Shared (publicly accessible track, too narrow to be called a road)
- Walking and Cycle route (created by Rockingham Forest Park for guests to enjoy)
- Road



- 1 Hanger Farm**
The site is where a Calendar (hunter) Hanger once stood. Here you can see and take his band did their last performance on the 2nd of October 1944.
- 2 Railway Junction**
The walk takes you through Great Merton Sides to the dismantled railway underneath the LNNW Railway Bridge.
- 3 LNNW Railway Bridge**
The bridge was built by the London & North Western Railway as part of a short cutting between the stations and Woodford. It was opened in 1879 and closed in 1968.
- 4 Smalls Lake**
Situated behind the Holiday Lodge Park, and next to fair Oak Side.
- 5 Acorn Lake**
The Acorn is the rut that comes from the Oak Trees. The acorn is a rut that contains a single seed however there have been some acorn burrs with two seeds. The rut is the line the acorn travels and forms in a deep shaped cuplike. The other side the tree the acorn it produces.
- 6 Oak Lake**
Situated opposite the entrance to the Holiday Park, this lake was created in 1934. The lake is a tree which is part of the beach family. There are approximately 500 species of oak trees in existence. The English Oak is an iconic tree. As the oak tree matures it will shed its leaves in order to extend its lifespan. The English Oak is the second most common tree in the UK. Commonly found in deciduous woods in Southern and Central Britain, that is the summer of a national emblem.
- 7 North Field Walk**
This walk takes you around the park taking in Smalls Lake, open country side and around to Helen Lake and Great Byard Sides, looping back to your accommodation.
- 8 South Field Walk**
Starting at Railway Bridge, borders Lake Merton Sides, this walk will take you through the park and around to Helen Lake and Great Byard Sides, looping back to your accommodation.
- 9 Helen Lake**
This lake you will see on the left of your journey to your lodge. The lake was created in the 1930s. The lake was an extension of the surrounding villages from this route will take you to the public footpaths to Nantington, Yemwell and Woodford.

Rockingham Forest Park Map

0 1/4 mile 1/2 mile 3/4 mile 1 mile

N

Larger Maps are available from

